

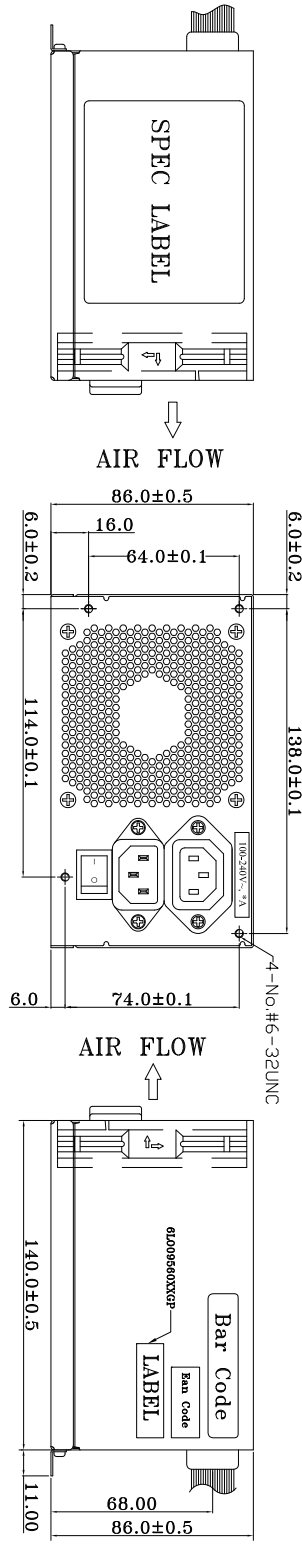
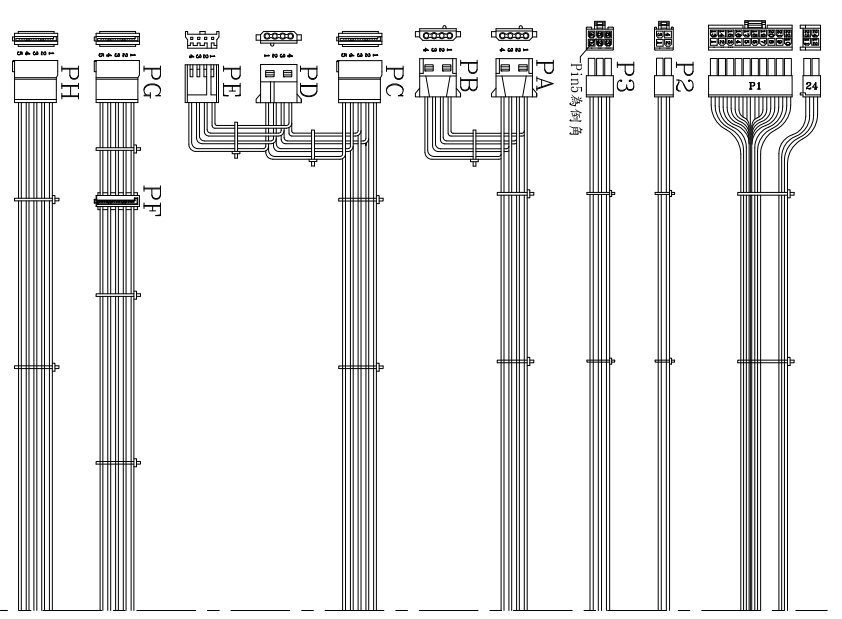
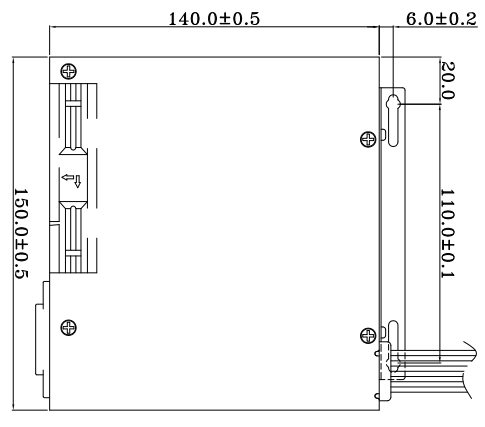
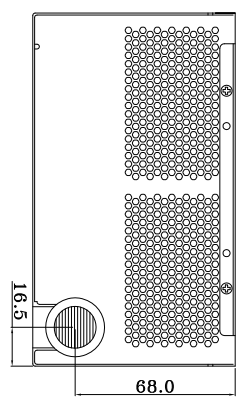
外觀圖



OAD-00006577

FSP400-70AGB(F040001)

| REF. NO. | SIGNAL | WIRE COLOR | OUTLINE | CONNECTION TYPE | CABLE LENGTH |
|----------|---------|------------|---------|-----------------|--------------|
| P1 | +3.3VDC | ORANGE | 20 | WSP | 500±15mm |
| 2 | +3.3VDC | ORANGE | 20 | WSP | 500±15mm |
| 3 | COM | BLACK | 20 | P4-14202BK9 | |
| 4 | +5V | BLACK | 20 | P4-14202BK9 | |
| 5 | COM | BLACK | 20 | or EQUIV. | |
| 6 | +5VDC | RED | 20 | or EQUIV. | |
| 7 | COM | BLACK | 20 | | |
| 8 | PM-ON | GRAY | 22 | | |
| 9 | +5V | YELLOW | 20 | | |
| 10 | +5V | YELLOW | 20 | | |
| 11 | +12V | ORANGE | 20 | | |
| 12 | +3.3VDC | ORANGE | 20 | | |
| 13 | +3.3VDC | BROWN | 22 | | |
| 14 | -12VDC | BLUE | 22 | | |
| 15 | PS-ON | GREEN | 22 | | |
| 16 | PS-ON | GREEN | 22 | | |
| 17 | COM | BLACK | 20 | | |
| 18 | COM | BLACK | 20 | | |
| 19 | COM | BLACK | 20 | | |
| 20 | +5VDC | WHITE | 22 | | |
| 21 | +5VDC | WHITE | 22 | | |
| 22 | +5VDC | RED | 20 | | |
| 23 | +5VDC | RED | 20 | | |
| 24 | COM | BLACK | 20 | | |
| P2 | COM | BLACK | 20 | MOLEX | 500±15mm |
| 2 | +12V | YEL/BROCK | 20 | P4-14202 | |
| 4 | +12V | YEL/BROCK | 20 | or EQUIV. | |
| 1 | +12V | YEL/BROCK | 20 | WSP | 500±15mm |
| 2 | +12V | YEL/BROCK | 20 | WSP | 500±15mm |
| 3 | +12V | YEL/BROCK | 20 | P4-14202BK9 | |
| 4 | COM | BLACK | 20 | or EQUIV. | |
| 5 | COM | BLACK | 20 | or EQUIV. | |
| 6 | COM | BLACK | 20 | or EQUIV. | |
| PA | COM | BLACK | 20 | WSP | 500±15mm |
| 2 | COM | BLACK | 20 | P4-14202 | |
| 4 | +5V | RED | 20 | or EQUIV. | |
| 1 | +12V2 | YELLOW | 20 | WSP | 500±15mm |
| 2 | COM | BLACK | 20 | P4-14202 | |
| 3 | COM | BLACK | 20 | or EQUIV. | |
| 4 | +3.3VDC | ORANGE | 22 | or EQUIV. | |
| 5 | +12V2 | YELLOW | 20 | or EQUIV. | |
| 6 | COM | BLACK | 20 | or EQUIV. | |
| 7 | COM | BLACK | 20 | or EQUIV. | |
| 8 | COM | BLACK | 20 | or EQUIV. | |
| 9 | COM | BLACK | 20 | or EQUIV. | |
| 10 | COM | BLACK | 20 | or EQUIV. | |
| 11 | COM | BLACK | 20 | or EQUIV. | |
| 12 | COM | BLACK | 20 | or EQUIV. | |
| 13 | COM | BLACK | 20 | or EQUIV. | |
| 14 | COM | BLACK | 20 | or EQUIV. | |
| 15 | COM | BLACK | 20 | or EQUIV. | |
| 16 | COM | BLACK | 20 | or EQUIV. | |
| 17 | COM | BLACK | 20 | or EQUIV. | |
| 18 | COM | BLACK | 20 | or EQUIV. | |
| 19 | COM | BLACK | 20 | or EQUIV. | |
| 20 | COM | BLACK | 20 | or EQUIV. | |
| 21 | COM | BLACK | 20 | or EQUIV. | |
| 22 | COM | BLACK | 20 | or EQUIV. | |
| 23 | COM | BLACK | 20 | or EQUIV. | |
| 24 | COM | BLACK | 20 | or EQUIV. | |
| PG | COM | BLACK | 20 | MOLEX | 150±10mm |
| 2 | COM | BLACK | 20 | or EQUIV. | |
| 3 | COM | BLACK | 20 | or EQUIV. | |
| 4 | COM | BLACK | 20 | or EQUIV. | |
| 5 | +12V2 | YELLOW | 20 | or EQUIV. | |



NOTE:
1. ALL THE LENGTH OF OUTPUT WIRES EXCLUDE HOUSING.

P/N.:9PA400CV03

| | | | |
|-----------------------------------|-------------|---------------|-------------|
| MODEL NO. : FSP400-70AGB(F040001) | TITLE: ASSY | SHEET: 1 OF 1 | REV:01 |
| R&D(2) | PE | DRAWN | DATE |
| INTERIOR COUNTERSIGN: | | 周書宇 | MAY.04.2020 |

UNIT:mm