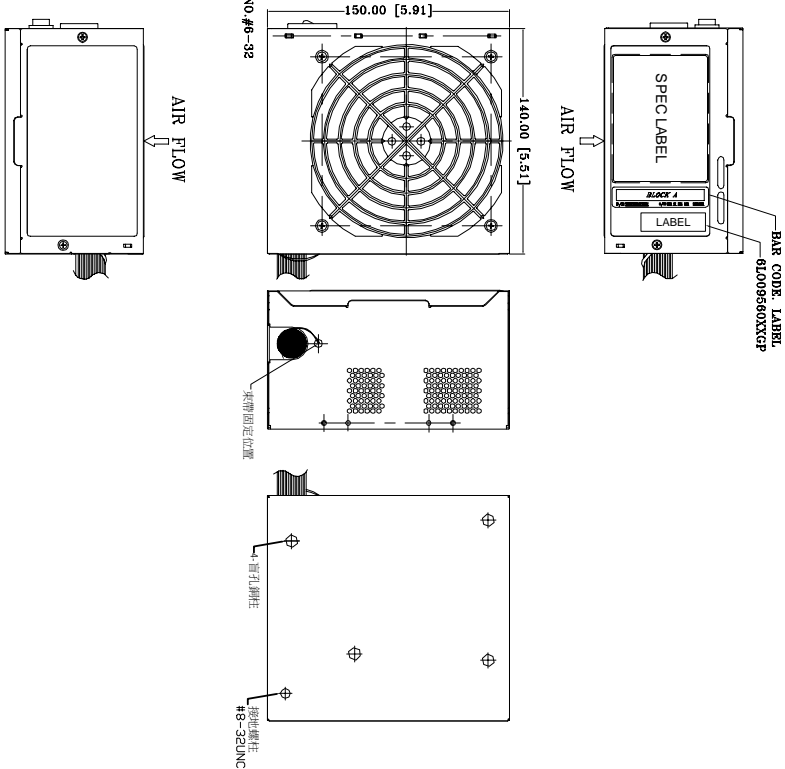
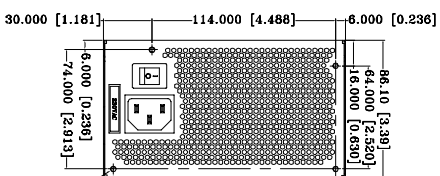
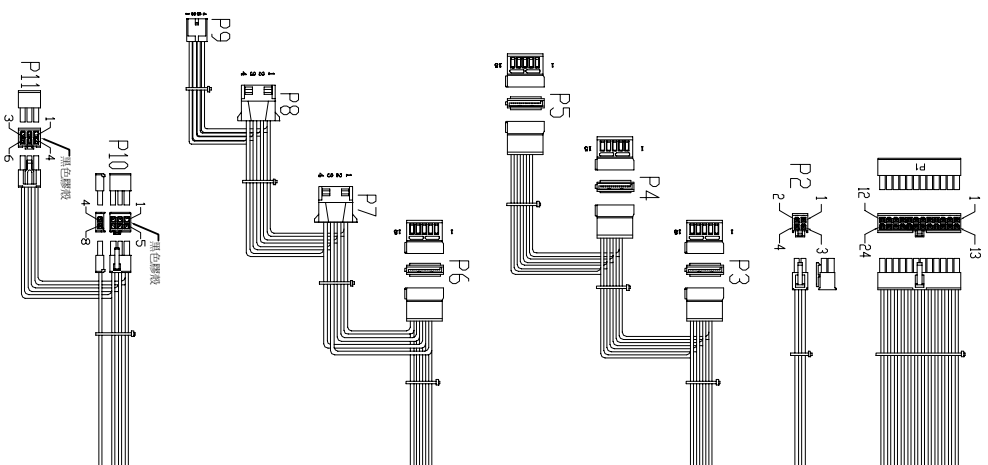


# 外觀圖



REF. ID.	PIN NO.	SIGNAL	WIRE COLOR	GAUGE	CONNECTOR TYPE	CABLE LENGTH
P1	1	+3.3VDC	ORANGE	20	MOLEX	420±28mm
	2	+3.3VDC	ORANGE	20	39-01-2240 or EQUIV.	
	3	COM	BLACK	18		
	4	+5VDC	RED	20		
	5	COM	BLACK	18		
	6	+5VDC	RED	20		
P2	7	COM	BLACK	18		420±28mm
	8	+5VDC	RED	20		
	9	PW_OK	GRAY	24		
	10	+5Vsb	PURPLE	22		
	11	+12V	YELLOW	18		
	12	+3.3VDC	ORANGE	20		
P3	13	+3.3VDC	ORANGE	20		320±28mm
	14	+3.3VDC	BROWN	24		
	15	-12VDC	BLUE	24		
	16	PS_ON#	BLACK	24		
	17	COM	GREEN	18		
	18	COM	BLACK	18		
P4	19	COM	BLACK	18		155±15mm
	20	COM	BLACK	18		
	21	+5VDC	RED	20		
	22	+5VDC	RED	20		
	23	+5VDC	RED	20		
	24	COM	BLACK	18		
P5	1	COM	BLACK	18	MOLEX	420±28mm
	2	COM	BLACK	18	39-01-2040 or EQUIV.	
	3	+12V	YELLOW	18		
P6	1	COM	BLACK	18	MOLEX	320±28mm
	2	+5VDC	RED	20	50-67582-001 or EQUIV.	
	4	COM	BLACK	20		
P7	1	COM	BLACK	20	MOLEX	155±15mm
	2	+5VDC	RED	20	50-67582-001 or EQUIV.	
	3	+12V	YELLOW	20		
P8	1	COM	BLACK	20	AMP	155±15mm
	2	+5VDC	RED	20	1-480424-0 or EQUIV.	
	3	+12V	YELLOW	20		
P9	1	+5VDC	RED	20	AMP	155±15mm
	2	COM	BLACK	20	171822-4 or EQUIV.	
	3	COM	BLACK	20		
P10	4	+12V	YELLOW	20	WST	410±28mm or EQUIV.
	1	+12V	YELLOW	18	Pe-14200K21B-B or EQUIV.	
	2	+12V	YELLOW	18		
	3	+12V	YELLOW	18		
	4	COM	BLACK	18		
	5	COM	BLACK	18		
P11	6	COM	BLACK	18	WST	80±15mm
	1	+12V	YELLOW	20	Pe-142002BK5 or EQUIV.	
	2	+12V	YELLOW	20		
	3	+12V	YELLOW	20		
	4	COM	BLACK	20		
	5	COM	BLACK	20		



**P/N.:9PA450AB00**

MODEL NO. : SP500-A, IEC62368, (F040001),	TITLE: ASSY	SHEET: 1 OF 1	REV: 01
---	-------------	---------------	---------

R&D 8	PE	DRAWN	DATE
			MAR. 18. 2020

**NOTES:**

1. ALL THE LENGTH OF OUTPUT WIRES EXCLUDE HOUSING.
2. 產地標籤依業務指示加貼.
3. 公差: XX=±0.5 [0.02]、XXX=±0.25 [0.01].

UNIT: mm [inch]