

MECHANICAL DRAWING

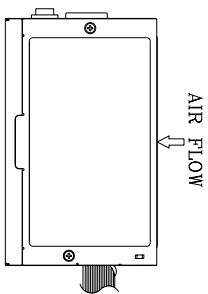
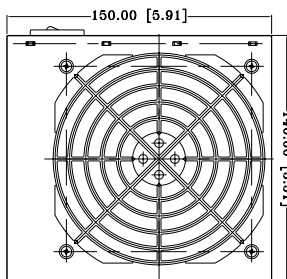
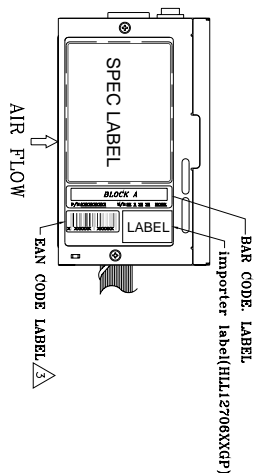
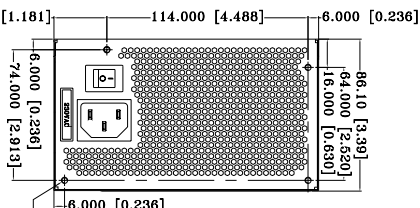
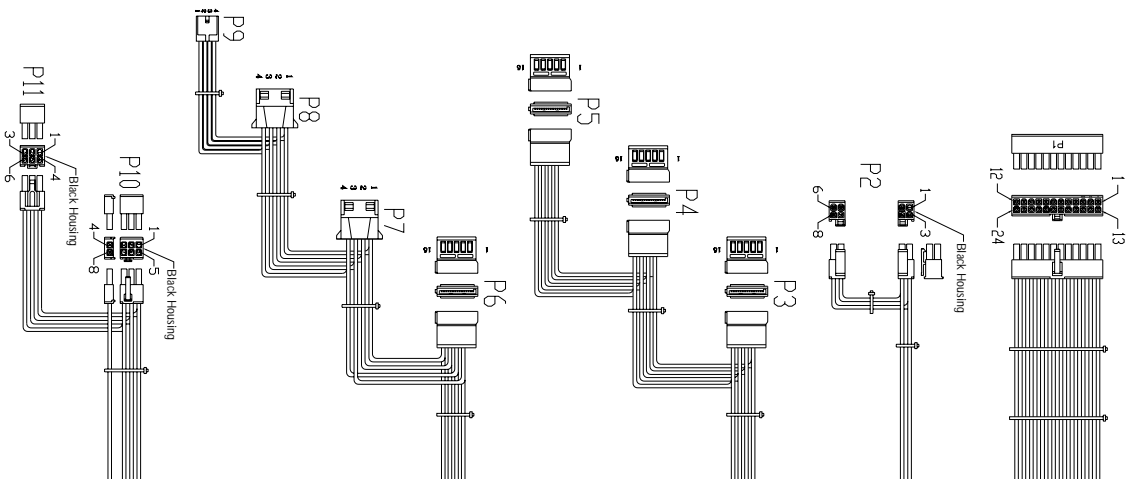


OAD-00009083

SP400-AD,(STD0001)

Date:2022-06-20 10:32

REF. ID.	PN	SIGNAL	WIRE	GAUGE	CONNECTOR	CABLE LENGTH
P1	1	+3.3VDC	ORANGE	20	MOLEX	500±10mm △
	2	+3.3VDC	ORANGE	20	MOLEX	
	3	+5VDC	BLACK	20	39-01-2240 or EQUIV.	
	4	+5VDC	RED	20		
	5	COM	BLACK	20		
	6	+5VDC	RED	20		
P2	7	COM	BLACK	20		500±10mm △
	8	PW_OK	GRAY	24		
	9	+5Vsb	PURPLE	20		
	10	+12V	YELLOW	20		
	11	+12V	YELLOW	20		
	12	+3.3VDC	ORANGE	20		
	13	+3.3VDC	BROWN	24		
	14	+3.3Vsense	BROWN	24		
	15	COM	BLACK	20		
	16	P5_ON#	GREEN	24		
	17	COM	BLACK	20		
	18	COM	BLACK	20		
	19	COM	BLACK	20		
P3	20	+5VDC	RED	20		330±10mm △
	21	+5VDC	RED	20		
	22	+5VDC	RED	20		
	23	+5VDC	RED	20		
P4	24	COM	BLACK	20		155±10mm △
	1	COM	BLACK	22	MOLEX	
	2	+5VDC	RED	22	SD-67582-001 or EQUIV.	
	3	+5VDC	RED	20		
	4	COM	BLACK	20		
P5	5	+12V	YELLOW	20		155±10mm △
	1	COM	BLACK	22	MOLEX	
	2	+5VDC	RED	22	SD-67582-001 or EQUIV.	
	3	+5VDC	RED	20		
	4	COM	BLACK	20		
P7	5	+12V	YELLOW	22		155±10mm △
	1	COM	BLACK	22	AMP	
	2	COM	BLACK	22	AMP	
	3	COM	BLACK	22	AMP	
	4	+5VDC	RED	22	AMP	
P8	1	+5VDC	RED	22		155±10mm △
	2	COM	BLACK	22	AMP	
	3	COM	BLACK	22	AMP	
	4	+5VDC	RED	22	AMP	
P9	1	+5VDC	RED	22		410±10mm △
	2	COM	BLACK	22	AMP	
	3	COM	BLACK	22	AMP	
	4	+5VDC	RED	22	AMP	
P10	1	+12V	YELLOW	18		100±10mm △
	2	+12V	YELLOW	18	WST	
	3	+12V	YELLOW	18	P8-14200K21B-B or EQUIV.	
	4	COM	BLACK	18		
	5	COM	BLACK	18		
	6	COM	BLACK	18		
P11	7	COM	BLACK	18		100±10mm △
	8	COM	BLACK	18		
	1	+12V	YELLOW	20	WST	
	2	+12V	YELLOW	20	P8-14200K21B-B or EQUIV.	
	3	+12V	YELLOW	20		
	4	COM	BLACK	20		
	5	COM	BLACK	20		
	6	COM	BLACK	20		



- NOTES:
1. ALL THE LENGTH OF OUTPUT WIRES EXCLUDE HOUSING.
 2. Label of origin is marked if indicated by sales.
 3. DIMENSIONAL TOLERANCES: .XX=±0.5 [0.02]、.XXX=±0.25 [0.01].
 4. +3.3V sense線插存在+3.3V板孔上.

P/N:9PA350DR00

MODEL NO. :SP400-AD.(STD0001)	TITLE:ASSY	SHEET: 1 OF 1	REV:03
R&D 8	PE	DRAWN	DATE
		JUN.16.2022	

UNIT:mm [Inch]