

Wacom registrace



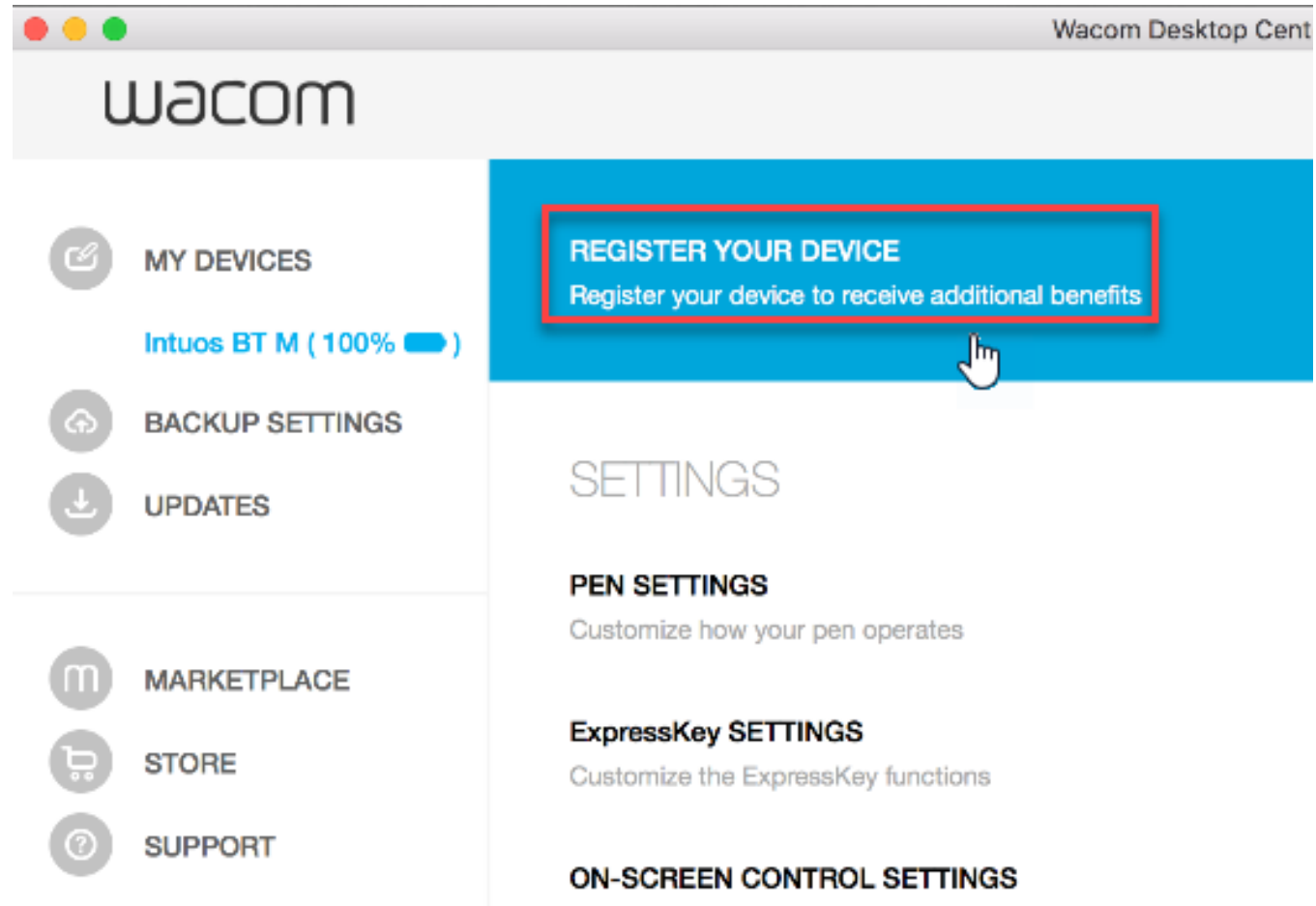
Jak to funguje?

Zde je postup pro registraci tabletů Intuos 2018:

1. Nainstalujte ovladač a spusťte Průvodce nastavením, vč. Intuos tutoriálů
2. Na konci tutoriálů vám aplikace Wacom Desktop Center (WDC) poskytne možnost “Get your software” (Získejte svůj software.)
3. Vytvořte si WacomID nebo se přihlaste k již existujícímu účtu
4. Budete přesměrováni do sekce Můj účet (My Account) na account.wacom.com.
Váš tablet se zaregistruje, a potom si budete moci vybrat software z nabídky dostupných aplikací

Ve WacomDesktopCenter, klikněte na tlačítko “Register Your Device”

- Po kliknutí na “Register your device”, bude zákazník přeměřován z WDC na My Account.
- Každé zařízení má tzv. e-sériové číslo (electronické sériové číslo), které je unikátní. Toto se přenese z WDC do My Account.



Vytvořte si Wacom ID nebo se přihlaste

- Zákazníci musí mít pro registraci tabletu a získání softwaru své WacomID.
- Pokud zákazník vytváří nové WacomID, obdrží v tomto bodě ověřovací email, ve kterém musí registraci potvrdit.



Welcome

Your Wacom ID gives you access to all Wacom services, redeem software, be the first to know exciting Wacom promotions and other news, access the Wacom Marketplace with special deals, get free tutorials from creative experts, and more.

Sign in

Email address *

Password *

Keep me signed in

[Forgot your password?](#)

Sign in

Or, sign in with your social media account



Or, create your Wacom ID

Email address *

Re-enter email address *

Password *

Re-enter password *

First name *

Last name *

Country *



Řekněte nám něco o sobě

- Zákazníci mají možnost vyplnit o sobě informace, které nám pomohou dále zlepšovat naše produkty nebo služby. Pokud budou souhlasit, obdrží další ověřovací email.
- Pokud uživatelé Intuosu kliknou na “Create WacomID,” vytvoří to účet a nastaví registraci produktu.

Tell us a little more about yourself

We want to make sure that this is your best Wacom experience. Please let us know what we can do to serve you better – with all of your specific needs and special interests. We are here to provide quality products and helpful information tailored to your creativity.

1. Which of the below best describes how and in which area you use or would use a Wacom product? (select all that apply)

Creative tasks

- 3D Modeling / Sculpting
- Animation 2D / 3D
- Comic / Manga Drawing
- Creative Sketching
- Illustrating / Painting
- Photo Retouching / Image Editing
- Technical Drawing / Drafting
- UI / UX Design
- Video Editing
- Visual Effect (VFX)
- VR / AR Design

Productivity

- Capturing / Visualizing Ideas
- Editing / Annotating Documents
- Making Lists
- Notetaking
- Presentation / Collaboration

Creative fields

- Architecture / Interior / Landscape Design
- Art Education / Training
- Engineering / CAD
- Film / Movie / TV
- Fine Art
- Game Design
- Graphic / Advertising / Web Design
- Illustration (books, comics)
- Industrial / Product / Fashion Design
- Photography

2. Which of the classifications below best describes how you use or would use a Wacom product? (choose only one)

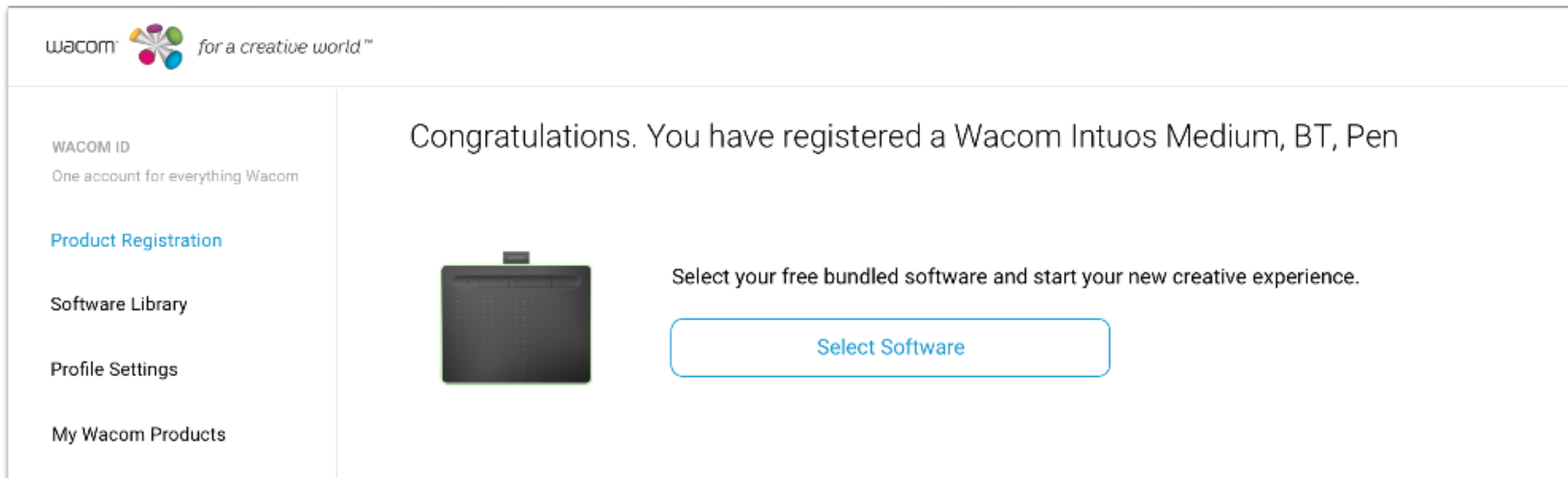
I am ...

- employed and use it for my job.
- self-employed / freelancer and use it for my job.
- non-professional and use it for my hobby.
- student and use it as part of my courses.
- instructor or teacher and use it as part of my courses.
- not using it myself, it's a gift for someone.
- not using it myself, I'm a corporate buyer.

Create Wacom ID

Úspěšná registrace

- E-sériové číslo umožňuje, že registrace produktu proběhne v My Account automaticky, protože se toto číslo přeneso do registračního systému automaticky.



The screenshot shows the Wacom registration confirmation page. At the top left is the Wacom logo with the tagline "for a creative world™". On the left side, there is a navigation menu with the following items: "WACOM ID" (with the subtext "One account for everything Wacom"), "Product Registration" (highlighted in blue), "Software Library", "Profile Settings", and "My Wacom Products". The main content area displays the message: "Congratulations. You have registered a Wacom Intuos Medium, BT, Pen". Below this message is a dark image of the Wacom tablet. To the right of the image, the text reads: "Select your free bundled software and start your new creative experience." Below this text is a blue button labeled "Select Software".

Vyberte si váš software – zvolte váš Operační Systém

- Vyberte si Intuos, k němuž chcete získat software.
- Vyberte si pouze jeden operační systém. Nepodporujeme více operačních systémů pro jeden produkt.

Software Library

Choose your operating system.

SELECT A REGISTERED PRODUCT
WACOM INTUOS SMALL

2 SELECT OS

3 MANAGE SOFTWARE

Programs for MAC Programs for Windows

Next

Vyberte si software

- Uživatel si může vybrat software, který chce. Narozdíl od dřívějšího procesu registrace, může zákazník stáhnout jeden software a stále se bude moci vrátit a získat další software, pokud je dostupný.
- Pomocný filtr poradí zákazníkovi, do které kategorie konkrétní software patří.

You can select 2 out of the 3 software packages for a single operating system.

Show category : [All](#) [3D Animation](#) [Comic](#) [Illustration](#) [Photography](#)



Corel® Painter® Essentials™ 6

New to digital art? No problem!

Corel® Painter® Essentials™ 6 is custom designed to inspire new digital artists to freely paint blank canvas and photo art creations using award-winning Natural-Media® brushes. Essentials' welcoming environment will encourage creatives to have fun while using powerful and realistic art tools. There's an artist in all of us. [read more](#)

[Add to Software Library](#)



Corel® AfterShot™ 3

Fall in love with photography.

Vyberte si software

- Nápoředa stále ukazuje zákazníkovi, v jakém bodě výběru softwaru právě je.
- Tlačítka a informace se u každého softwaru mění, podle toho, v jaké fázi procesu výběru se zákazník nachází.

You can select 2 out of the 3 software packages for a single operating system.

Show category : [All](#) [3D Animation](#) [Comic](#) [Illustration](#) [Photography](#)



Corel® Painter® Essentials™ 6

New to digital art? No problem!

Corel® Painter® Essentials™ 6 is custom designed to inspire new digital artists to freely paint blank canvas and pl into art creations using award-winning Natural-Media® brushes. Essentials' welcoming environment will encourage creatives to have fun while using powerful and realistic art tools. There's an artist in all of us. [read more](#)

License Key: PE06E

Download

Vyberte si software

- Návod stále ukazuje zákazníkovi, v jakém bodě výběru softwaru právě je.
- Tlačítka a informace se u každého softwaru mění, podle toho, v jaké fázi procesu výběru se zákazník nachází.
- Zákazníci si mohou vybrat 2 nebo 3 z dostupných aplikací.

You can select 2 out of the 3 software packages for a single operating system.

Show category : All 3D Animation Comic Illustration Photography



Corel® Painter® Essentials™ 6

New to digital art? No problem!

Corel® Painter® Essentials™ 6 is custom designed to inspire new digital artists to freely paint blank canvas and photo art creations using award-winning Natural-Media® brushes. Essentials' welcoming environment will encourage creatives to have fun while using powerful and realistic art tools. There's an artist in all of us. [read more](#)

License Key: PF06F

Corel® Painter® Essentials™ 6 is custom designed to inspire new digital artists to paint blank canvas and photo art creations using award-winning Natural-Media® brushes. Essentials' welcoming environment will encourage creatives to have fun while using powerful and realistic art tools. There's an artist in all of us. [read more](#)

Thank you.

You have added Corel® Painter® Essentials™ 6 to your Software Library.

You can now download your software and access your License Key in the Software Library section of My Account. We will also send you an email with your License Key.

Fall in love with photography.

Užitečné nástroje

- Pokud se registrace nezobrazí automaticky, existuje nápověda, která vám pomůže najít sériové číslo tabletu.
- A podobná nápověda existuje také pro starší produkty, u kterých bylo nutné zadávat SBD klíč.
- Je možné zaregistrovat produkt pomocí SKU, part numberu produktu a vložit SBD klíč později, pokud je k produktu dostupný bundle software kód.

Register your Wacom product

Register your product and have all information related to your Wacom product stored in one place for your easy access, at any given time. It will also make your communication with our customer support teams easier and faster.

In case your product is bundled with software, pr

Enter a product ID *

Depending on your system, a product ID can be a

[Find your product ID here](#)

You need a product ID (eSerial number, SKU number and/or SBD key) to register your product and – if applicable – redeem your free software.

Sort by

The Software Bundle Download (SBD) key is a unique alphanumeric code. You need the SBD Key to access the free creative software and offers that come with your product. The SBD Key is only valid for selected products and can be found:



Intuos Pro tablets, Cintiq 13 & 22 pen displays:

SBD key is located on the driver CD (located inside the black wallet in your box).



Cintiq 22 pen & touch, and Cintiq 27 displays:

SBD key is located on an insert inside the plastic bag with your CD and documentation.



Cintiq Companion 1 & 2:

SBD key is located on the back of the black wallet in your box.

My Account - Můj účet

- Zákazníci mohou spravovat své produkty, software a profil v sekci Můj účet.
- Do budoucna plánujeme možnost spravovat jednotlivé aplikace, způsoby platby a tzv. self-service (samoobsluhu) u některých procesů.



WACOM ID

One account for everything Wacom

[Product Registration](#)

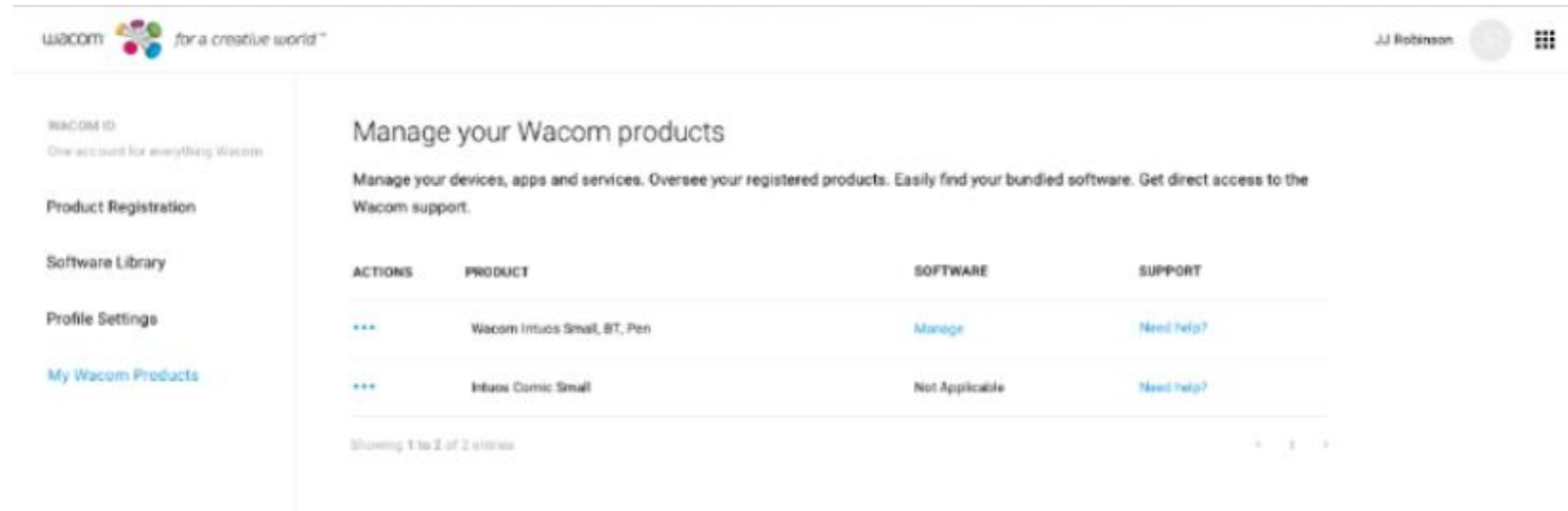
[Software Library](#)

[Profile Settings](#)

[My Wacom Products](#)

Můj účet – Správa produktů

- Zákazník vidí všechny zaregistrované produkty a může je odregistrovat, pokud chce.
- Zde také zákazník vidí software.



The screenshot displays the Wacom account management page. At the top, the Wacom logo and tagline "for a creative world™" are on the left, and the user's name "JJ Robinson" is on the right. A navigation menu on the left includes "WACOM ID", "Product Registration", "Software Library", "Profile Settings", and "My Wacom Products" (which is highlighted). The main content area is titled "Manage your Wacom products" and contains a table of registered devices.

ACTIONS	PRODUCT	SOFTWARE	SUPPORT
***	Wacom Intuos Small, BT, Pen	Manage	Need help?
***	Intuos Comic Small	Not Applicable	Need help?

Showing 1 to 2 of 2 entries

Můj účet – Nastavení profilu

- Zde může zákazník upravit svůj profil.
- Tato první fáze umožňuje základní nastavení profilu, přihlášení přes sociální sítě, vyplnění marketingových informací a svých zálib.
- Funkčnost budeme i nadále rozvíjet a doplňovat.

WACOM ID
One account for everything Wacom

Product Registration

Software Library

Profile Settings

My Wacom Products

Manage your Wacom ID

FAQs
Sign out



Profile Information

JJ Robinson
jrobinson@wacom.com
(123) 456-7890
United States
English
[Edit profile information](#)

Password

[Change password](#)

Social Networks



Connected to Facebook

<https://www.facebook.com/jrobinson>



Use your Facebook account to login



Not connected to Twitter



Use your Twitter account to login



Not connected on Google+



Use your Google+ account to log in

Your creative profile

1. Which of the below best describes how and in which area you use or would use a Wacom product? (select all that apply)

Creative tasks

- 3D Modeling / Sculpting
- Animation 2D / 3D
- Comic / Manga Drawing
- Creative Sketching
- Illustrating / Painting
- Photo Retouching / Image Editing
- Technical Drawing / Drafting
- UI / UX Design
- Video Editing
- Visual Effects (VFX)
- VR / AR Design

Productivity

- Capturing / Photographing Items
- Editing / Annotating Documents
- Making Lists
- Note-taking
- Presentation / Collaboration

Creative Fields

- Architecture / Interior / Landscape Design
- Art Education / Teaching
- Engineering / CAD
- Film / Movie / TV
- Fine Art
- Game Design
- Graphic / Advertising / Web Design
- Illustration (books, comics)
- Industrial / Product / Fashion Design
- Photography

2. Which of the classifications below best describes how you use or would use a Wacom product? (choose only one)

I am...

- I use Wacom products for work
- I use Wacom products for both work and play
- I use Wacom products mostly for play

for a creative world™



wacom®