


Specifications of Dell G15 5530

Dimensions and weight

The following table lists the height, width, depth, and weight of your Dell G15 5530.



Table 2. Dimensions and weight

Description	Values
Height:	
Front height	21.28 mm (0.83 in.)
Rear height	26.15 mm (1.02 in.)
Width	357.26 mm (14.06 in.)
Depth	274.52 mm (10.80 in.)
Weight  NOTE: The weight of your computer depends on the configuration ordered and manufacturing variability.	2.81 kg (6.20 lb)

Processor

The following table lists the details of the processors supported by your Dell G15 5530.

Table 3. Processor

Description	Option one	Option two	Option three	Option four
Processor type	13 th Generation Intel Core i5-13450HX	13 th Generation Intel Core i7-13650HX	13 th Generation Intel Core i7-13700HX	13 th Generation Intel Core i9-13900HX
Processor wattage	55 W	55 W	55 W	55 W
Processor total core count	10	14	16	24
Performance-cores	6	6	8	8
Efficient-cores	4	8	8	16
Processor total thread counts	16	20	24	32
 NOTE: Intel® Hyper-Threading Technology is only available on Performance-cores.				
Performance-cores frequency				
Processor base frequency	2.40 GHz	2.60 GHz	2.10 GHz	2.20 GHz
Maximum turbo frequency	Up to 4.60 GHz	Up to 4.90 GHz	Up to 5 GHz	Up to 5.40 GHz
Efficient-cores frequency				
Processor base frequency	1.80 GHz	1.90 GHz	1.50 GHz	1.60 GHz
Maximum turbo frequency	3.40 GHz	3.60 GHz	3.70 GHz	3.90 GHz
 NOTE: Processor clock speeds and thermal design power differ according to the thermal mode selected in the My Dell app on your computer.				
Processor cache	20 MB	24 MB	30 MB	36 MB
Integrated graphics	Intel UHD Graphics	Intel UHD Graphics	Intel UHD Graphics	Intel UHD Graphics

Chipset

The following table lists the details of the chipset supported by your Dell G15 5530.

Table 4. Chipset

Description	Values
Chipset	HM770
Processor	13 th Generation Intel Core i5/i7/i9
DRAM bus width	64-bit
Flash EPROM	32 MB
PCIe bus	Up to Gen4

Operating system

Your Dell G15 5530 supports the following operating systems:

- Windows 11 Professional, 64-bit
- Windows 11 Home, 64-bit
- Ubuntu 20.04 LTS, 64-bit

Memory

The following table lists the memory specifications of your Dell G15 5530.

Table 5. Memory specifications

Description	Values
Memory slots	Two-SODIMM slots
Memory type	DDR5
Memory speed	4800
Maximum memory configuration	32 GB
Minimum memory configuration	8 GB
Memory size per slot	8 GB or 16 GB
Memory configurations supported	<ul style="list-style-type: none">• 8 GB, 1 x 8 GB, DDR5, 4800 MHz• 16 GB, 1 x 16 GB, DDR5, 4800 MHz• 16 GB, 2 x 8 GB, DDR5, 4800 MHz, dual-channel• 32 GB, 2 x 16 GB, DDR5, 4800 MHz, dual-channel

External ports

The following table lists the external ports of your Dell G15 5530.


Table 6. External ports

Description	Values
Network port	One RJ-45 port
USB ports	<ul style="list-style-type: none">• Three USB 3.2 Gen 1 ports• One USB 3.2 Gen 2 (Type-C) with DisplayPort
Audio port	One universal audio jack
Video port	One HDMI 2.1 port
Media-card reader	Not applicable
Power-adaptor port	One 7.4 mm x 5.1 mm power-adaptor port
Security-cable slot	Not supported

Internal slots

The following table lists the internal slots of your Dell G15 5530.

Table 7. Internal slots

Description	Values
M.2	<ul style="list-style-type: none">• One M.2 2230 slot for WiFi and Bluetooth combo card• Two M.2 2230/2280 slots for solid-state drives <p> NOTE: To learn more about the features of different types of M.2 cards, search in the Knowledge Base Resource at www.dell.com/support.</p>

Ethernet

The following table lists the wired Ethernet Local Area Network (LAN) specifications of your Dell G15 5530.


Table 8. Ethernet specifications

Description	Values
Model number	Realtek RTL8111H PCI-e 1 Gigabit ethernet controller
Transfer rate	10/100/1000 Mbps

Wireless module

The following table lists the Wireless Local Area Network (WLAN) module that is supported on your Dell G15 5530.

Table 9. Wireless module specifications

Description	Values
Model number	Intel AX201
Transfer rate	2400 Mbps
Frequency bands supported	2.4 GHz/5 GHz
Wireless standards	<ul style="list-style-type: none">• WiFi 802.11a/b/g• Wi-Fi 4 (WiFi 802.11n)• Wi-Fi 5 (WiFi 802.11ac)• Wi-Fi 6 (WiFi 802.11ax)
Encryption	<ul style="list-style-type: none">• 64-bit/128-bit WEP• AES-CCMP• TKIP
Bluetooth wireless card	Bluetooth 5.2
	<p> NOTE: The version of the Bluetooth wireless card may vary depending on the operating system that is installed on your computer.</p>

Audio

The following table lists the audio specifications of your Dell G15 5530.

Table 10. Audio specifications

Description	Values
Audio controller	Realtek ALC3204
Stereo conversion	Supported
Internal audio interface	High definition audio
External audio interface	One universal audio jack
Number of speakers	Two
Internal-speaker amplifier	Supported
External volume controls	Keyboard shortcut controls
Speaker output:	
Average speaker output	2 W
Peak speaker output	2.5 W
Subwoofer output	Not supported
Microphone	Digital-array microphones in camera assembly

Storage

This section lists the storage options on your Dell G15 5530.

Your Dell G15 5530 supports one of the following storage configurations:

- One M.2 2230 or M.2 2280 solid-state drive
- Two M.2 2230 or M.2 2280 solid-state drives

The primary drive of your Dell G15 5530 is installed in solid-state drive slot one.

Table 11. Storage specifications

Storage type	Interface type	Capacity
M.2 2230 solid-state drive	PCIe NVMe Gen4 x4	Up to 1 TB
M.2 2280 solid-state drive	PCIe NVMe Gen4 x4	Up to 2 TB

Keyboard

The following table lists the keyboard specifications of your Dell G15 5530.

Table 12. Keyboard specifications

Description	Values
Keyboard type	<ul style="list-style-type: none">• Single-color backlit (white) keyboard• Single-color backlit (hot coral) keyboard

Table 12. Keyboard specifications (continued)

Description	Values
	<ul style="list-style-type: none"> Four-zone RGB backlit keyboard
Keyboard layout	QWERTY
Number of keys	<ul style="list-style-type: none"> United States and Canada: 101 keys United Kingdom: 102 keys Japan: 105 keys
Keyboard size	X=18.70 mm key pitch Y=18.05 mm key pitch
Keyboard shortcuts	Some keys on your keyboard have two symbols on them. These keys can be used to type alternate characters or to perform secondary functions. To type the alternate character, press Shift and the desired key. To perform secondary functions, press Fn and the desired key. ⓘ NOTE: You can define the primary behavior of the function keys (F1–F12) changing Function Key Behavior in BIOS setup program.

Keyboard shortcuts

ⓘ **NOTE:** Keyboard characters may differ depending on the keyboard language configuration. Keys that are used for shortcuts remain the same across all language configurations.

Some keys on your keyboard have two symbols on them. These keys can be used to type alternate characters or to perform secondary functions. The symbol shown on the lower part of the key refers to the character that is typed out when the key is pressed. If you press shift and the key, the symbol shown on the upper part of the key is typed out. For example, if you press **2**, **2** is typed out; if you press **Shift + 2**, **@** is typed out.

The keys F1-F12 at the top row of the keyboard are function keys for multi-media control, as indicated by the icon at the bottom of the key. Press the function key to invoke the task represented by the icon. For example, pressing F1 mutes the audio (refer to the table below).

However, if the function keys F1-F12 are needed for specific software applications, multi-media functionality can be disabled by pressing **fn + Esc**. Subsequently, multi-media control can be invoked by pressing **fn** and the respective function key. For example, mute audio by pressing **fn + F1**.

ⓘ **NOTE:** You can also define the primary behavior of the function keys (F1–F12) by changing **Function Key Behavior** in BIOS setup program.

Table 13. List of keyboard shortcuts













Keys	Description
	Launch Windows Connect to display connected Bluetooth devices
	Adjust keyboard backlight brightness
	Switch to external display
	Disable/enable Game Shift
	Decrease display brightness

Table 13. List of keyboard shortcuts (continued)

Keys	Description
	Increase display brightness
	Disable/enable touchpad





Your computer comes with pre-programmable macro keys that enable you to perform multiple actions with a single key press.

Table 14. List of Macro keys

Keys	Description
	Macro keys ⓘ NOTE: You can configure modes and assign multiple tasks for the macro keys on the keyboard.
	
	
	
	

Your computer comes with dedicated keys that enable you to control audio features of the computer with a single key press.

Table 15. List of keys to control audio features

Keys	Description
	Mute microphone
	Mute speakers
	Increase volume
	Decrease volume

Camera

The following table lists the camera specifications of your Dell G15 5530.

Table 16. Camera specifications

Description	Values
Number of cameras	One
Camera type	HD RGB camera
Camera location	Front camera
Camera sensor type	CMOS sensor technology
Camera resolution:	
Still image	0.92 megapixel

Table 16. Camera specifications (continued)

Description		Values
	Video	1280 x 720 (HD) at 30 fps
Diagonal viewing angle:		78.6 degrees

Touchpad

The following table lists the touchpad specifications of your Dell G15 5530.

Table 17. Touchpad specifications

Description		Values
Touchpad resolution:		
	Horizontal	1229
	Vertical	689
Touchpad dimensions:		
	Horizontal	105 mm (4.13 in.)
	Vertical	60 mm (2.36 in.)
Touchpad gestures		For more information about touchpad gestures available on: <ul style="list-style-type: none"> Windows, see the Microsoft knowledge base article at support.microsoft.com Ubuntu, see ubuntu.com/support


Power adapter

The following table lists the power adapter specifications of your Dell G15 5530.

Table 18. Power adapter specifications

Description	Option one	Option two
Type	240 W	330 W
Connector dimensions:		
External diameter	7.40 mm (0.29 in.)	7.40 mm (0.29 in.)
Internal diameter	5.10 mm (0.20 in.)	5.10 mm (0.20 in.)
Power-adapter dimensions:		
Height	25.40 mm (1 in.)	43 mm (1.69 in.)
Width	100 mm (3.94 in.)	100 mm (3.94 in.)
Depth	200 mm (7.87 in.)	200 mm (7.87 in.)
Input voltage	100 VAC x 240 VAC	100 VAC x 240 VAC
Input frequency	50 Hz x 60 Hz	50 Hz x 60 Hz

Table 18. Power adapter specifications (continued)

Description		Option one	Option two
Input current (maximum)		3.50 A	4.40 A
Output current (continuous)		12.31 A	16.92 A
Rated output voltage		19.50 VDC	19.50 VDC
Temperature range:			
	Operating	0°C to 40°C (32°F to 104°F)	0°C to 40°C (32°F to 104°F)
	Storage	-40°C to 70°C (-40°F to 158°F)	-40°C to 70°C (-40°F to 158°F)
 CAUTION: Operating and storage temperature ranges may differ among components, so operating or storing the device outside these ranges may impact the performance of specific components.			

Battery

The following table lists the battery specifications of your Dell G15 5530.

Table 19. Battery specifications


Description		Option one	Option two
Battery type		6-cell, 56 WHr, Lithium-ion, ExpressCharge Boost	6-cell, 86 WHr, Lithium-ion, ExpressCharge Boost
Battery voltage		11.40 VDC	11.40 VDC
Battery weight (maximum)		0.25 Kg (0.56 lb)	0.34 kg (0.75 lb)
Battery dimensions:			
	Height	7.56 mm (0.30 in.)	7.56 mm (0.30 in.)
	Width	77.70 mm (3.06 in.)	77.70 mm (3.06 in.)
	Depth	295.20 mm (11.62 in.)	295.20 mm (11.62 in.)
Temperature range:			
	Operating	<ul style="list-style-type: none"> Charge: 0°C to 50°C (32°F to 122°F) Discharge: 0°C to 60°C (32°F to 140°F) 	<ul style="list-style-type: none"> Charge: 0°C to 50°C (32°F to 122°F) Discharge: 0°C to 60°C (32°F to 140°F)
	Storage	-20°C to 65°C (-4°F to 149°F)	-20°C to 65°C (-4°F to 149°F)
Battery operating time		Varies depending on operating conditions and can significantly reduce under certain power-intensive conditions.	Varies depending on operating conditions and can significantly reduce under certain power-intensive conditions.
Battery charging time (approximate)  NOTE: Control the charging time, duration, start and end time, and so on using the Dell Power Manager application. For more information about Dell Power Manager, search		<ul style="list-style-type: none"> Express Charge Method: 2 hours Standard Charge/Predominately AC User Charge Method: 3 hours Express Charge Boost Charge Method (Fast Charge for Initial 	<ul style="list-style-type: none"> Express Charge Method: 2 hours Standard Charge/Predominately AC User Charge Method: 3 hours Express Charge Boost Charge Method (Fast Charge for Initial 35%): From 0% up to 35% in as little as 20 minutes

Table 19. Battery specifications (continued)

Description	Option one	Option two
in the Knowledge Base Resource at www.dell.com/support .	35%): From 0% up to 35% in as little as 20 minutes	
Coin-cell battery	Not supported	Not supported
<p>⚠ CAUTION: Operating and storage temperature ranges may differ among components, so operating or storing the device outside these ranges may impact the performance of specific components.</p> <p>⚠ CAUTION: Dell recommends that you charge the battery regularly for optimal power consumption. If your battery charge is completely depleted, connect the power adapter, turn on your computer, and then restart your computer to reduce the power consumption.</p>		

Display

The following table lists the display specifications of your Dell G15 5530.

Table 20. Display specifications

Description	Option one	Option two	Option three	Option four
Display type	Full High Definition (FHD)	Full High Definition (FHD), ComfortView Plus	Full High Definition (FHD), ComfortView Plus	Quad-High Definition (QHD), ComfortView Plus
Touch options	No	No	No	No
Display-panel technology	Wide-Viewing Angle (WVA)	Wide-Viewing Angle (WVA)	Wide-Viewing Angle (WVA)	Wide-Viewing Angle (WVA)
Display-panel dimensions (active area):				
Height	193.59 mm (7.62 in.)	193.59 mm (7.62 in.)	193.59 mm (7.62 in.)	193.59 mm (7.62 in.)
Width	344.16 mm (13.55 in.)	344.16 mm (13.55 in.)	344.16 mm (13.55 in.)	344.16 mm (13.55 in.)
Diagonal	395 mm (15.60 in.)	395 mm (15.60 in.)	394.87 mm (15.60 in.)	394.87 mm (15.60 in.)
Display-panel native resolution	1920 x 1080	1920 x 1080	1920 x 1080	2560 x 1440
Luminance (typical)	250 nits	300 nits	300 nits	400 nits
Megapixels	2.07	2.07	2.07	3.68
Color gamut	45% NTSC (typical)	100% sRGB (typical)	100% sRGB (typical)	99% DCI-P3 (typical)
Pixels Per Inch (PPI)	141	141	141	188
Contrast ratio	<ul style="list-style-type: none"> 600:1 (minimum) 800:1 (typical) 	<ul style="list-style-type: none"> 800:1 (minimum) 1000:1 (typical) 	<ul style="list-style-type: none"> 800:1 (minimum) 1000:1 (typical) 	<ul style="list-style-type: none"> 800:1 (minimum) 1000:1 (typical)
Response time	<ul style="list-style-type: none"> Tr+Tf: 25 ms (typical) Tr+Tf: 35 ms (maximum) 	<ul style="list-style-type: none"> GtG with Overdrive: 3 ms (typical) GtG without Overdrive: 8 ms (typical) 	GtG with Overdrive: 1 ms (typical)	GtG with Overdrive: 2 ms (typical)

Table 20. Display specifications (continued)

Description	Option one	Option two	Option three	Option four
Refresh rate	120 Hz	165 Hz	360 Hz	240 Hz
Horizontal view angle	+/- 85 degrees (typical)	+/- 85 degrees (typical)	+/- 85 degrees (typical)	+/- 85 degrees (typical)
Vertical view angle	+/- 85 degrees (typical)	+/- 85 degrees (typical)	+/- 85 degrees (typical)	+/- 85 degrees (typical)
Pixel pitch	0.17925 mm x 0.17925 mm	0.17925 mm x 0.17925 mm	0.17925 mm x 0.17925 mm	0.13446 mm x 0.13446 mm
Power consumption (maximum)	4.60 W	6 W	7.60 W	8.55 W
Anti-glare vs glossy finish	Anti-glare	Anti-glare	Anti-glare	Anti-glare

GPU—Integrated

The following table lists the specifications of the integrated Graphics Processing Unit (GPU) supported by your Dell G15 5530.

Table 21. GPU—Integrated

Controller	Memory size	Processor
Intel UHD Graphics	Shared system memory	13 th Generation Intel Core i5/i7/i9

GPU—Discrete

The following table lists the specifications of the discrete Graphics Processing Unit (GPU) supported by your Dell G15 5530.

Table 22. GPU—Discrete

Controller	Memory size	Memory type
NVIDIA GeForce RTX 3050	6 GB	DDR6
NVIDIA GeForce RTX 4050	6 GB	DDR6
NVIDIA GeForce RTX 4060	8 GB	DDR6

Operating and storage environment


This table lists the operating and storage specifications of your Dell G15 5530.

Airborne contaminant level: G1 as defined by ISA-S71.04-1985

Table 23. Computer environment

Description	Operating	Storage
Temperature range	0°C to 35°C (32°F to 95°F)	-40°C to 65°C (-40°F to 149°F)
Relative humidity (maximum)	10% to 90% (non-condensing)	0% to 95% (non-condensing)
Vibration (maximum)*	0.66 GRMS	1.30 GRMS

Table 23. Computer environment (continued)

Description	Operating	Storage
Shock (maximum)	110 G†	160 G†
Altitude range	-15.2 m to 3048 m (4.64 ft to 5518.4 ft)	-15.2 m to 10668 m (4.64 ft to 19234.4 ft)
 CAUTION: Operating and storage temperature ranges may differ among components, so operating or storing the device outside these ranges may impact the performance of specific components.		

* Measured using a random vibration spectrum that simulates user environment.

† Measured using a 2 ms half-sine pulse.

ComfortView Plus

 **WARNING: Prolonged exposure to blue light from the display may lead to long-term effects such as eye strain, eye fatigue, or damage to the eyes.**

Blue light is a color in the light spectrum which has a short wavelength and high energy. Chronic exposure to blue light, particularly from digital sources, may disrupt sleep patterns and cause long-term effects such as eye strain, eye fatigue, or damage to the eyes.

The display on this computer is designed to minimize blue light and complies with TÜV Rheinland's requirement for low blue light displays.

Low blue light mode is enabled at the factory, so no further configuration is necessary.

To reduce the risk of eye strain, it is also recommended that you:

- Position the display at a comfortable viewing distance between 20 and 28 inches (50 and 70 cm) from your eyes.
- Blink frequently to moisten your eyes, wet your eyes with water, or apply suitable eye drops.
- Look away from your display, and gaze at a distant object at 20 ft (609.60 cm) away for at least 20 seconds during each break.
- Take an extended break for 20 minutes every two hours.