

Memory Module Specifications

KSM29RD8/32MER

32GB 2Rx8 4G x 72-Bit PC4-2933

CL21 Registered w/Parity 288-Pin DIMM

DESCRIPTION

Kingston's KSM29RD8/32MER is a 4G x 72-bit (32GB) DDR4-2933 CL21 SDRAM (Synchronous DRAM) registered w/ parity, 2Rx8, ECC, memory module, based on eighteen 2G x 8-bit FBGA components. The SPD is programmed to JEDEC standard latency DDR4-2933 timing of 21-21-21 at 1.2V. Each 288-pin DIMM uses gold contact fingers. The electrical and mechanical specifications are as follows:

FEATURES

- Power Supply: VDD = 1.2V
- VDDQ = 1.2V
- VPP = 2.5V
- VDDSPD = 2.41V to 2.75V
- Functionality and operations comply with the DDR4 SDRAM datasheet
- 16 internal banks
- Bank Grouping is applied, and CAS to CAS latency (tCCD_L, tCCD_S) for the banks in the same or different bank group accesses are available
- Data transfer rates: PC4-2933, PC4-2666, PC4-2400, PC4-2133, PC4-1866, PC4-1600
- Bi-Directional Differential Data Strobe
- 8 bit pre-fetch
- Burst Length (BL) switch on-the-fly BL8 or BC4(Burst Chop)
- Supports ECC error correction and detection
- On-Die Termination (ODT)
- Temperature sensor with integrated SPD
- This product is in compliance with the RoHS directive.
- Per DRAM Addressability is supported
- Internal Vref DQ level generation is available
- Write CRC is supported at all speed grades
- CA parity (Command/Address Parity) mode is supported

SPECIFICATIONS

CL(IDD)	21 cycles
Row Cycle Time (tRCmin)	46.32ns(min.)
Refresh to Active/Refresh Command Time (tRFCmin)	350ns(min.)
Row Active Time (tRASmin)	32ns(min.)
Maximum Operating Power	*
UL Rating	94 V - 0
Operating Temperature	0° C to +85° C
Storage Temperature	-55° C to +100° C

* See IDD Table (page2)

Module Assembly

DRAM: MICRON (E-DIE)

RCD: Rambus

Continued >>

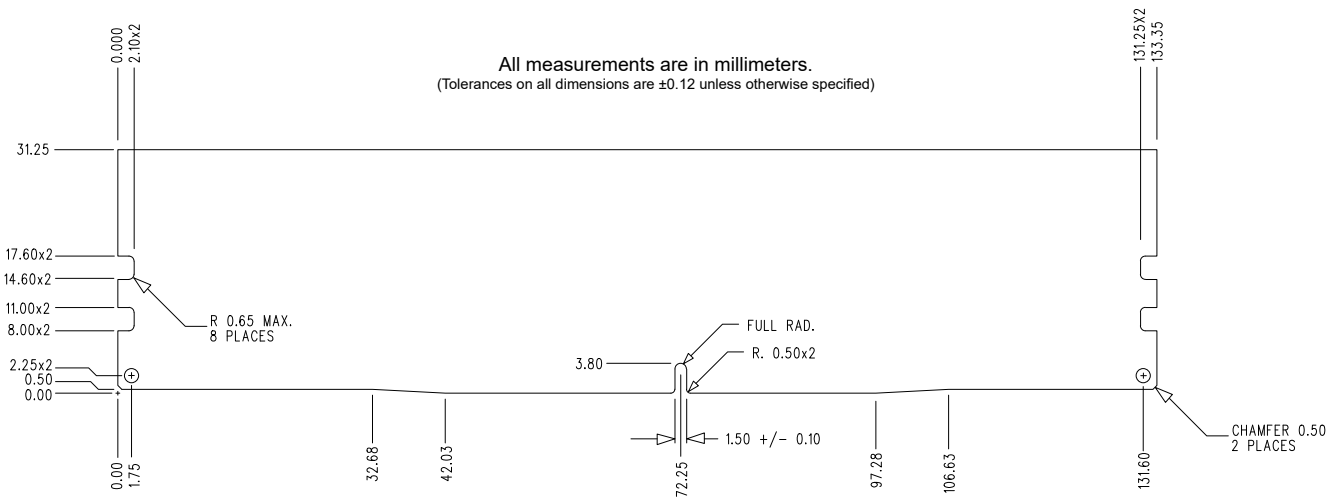
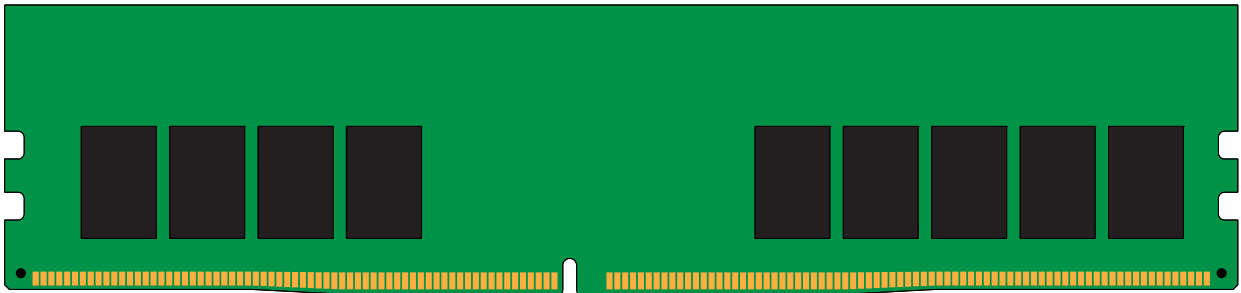
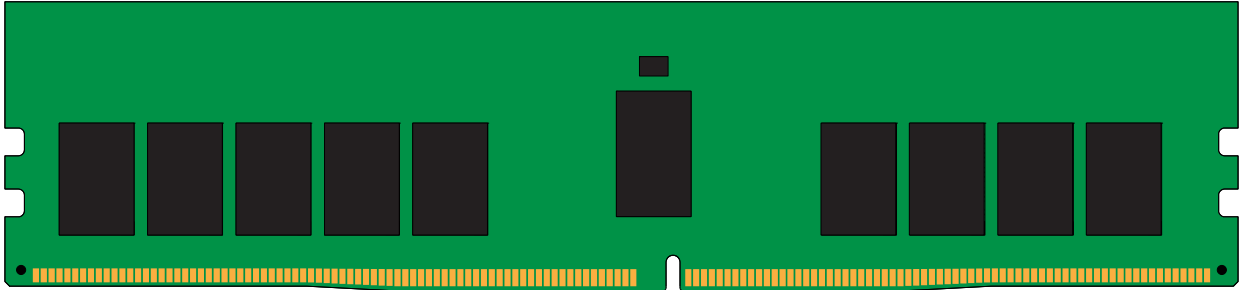
IDD Specifications

Symbol	2933	Units
I_{DD0}^1	873	mA
I_{PP0}^1	45	mA
I_{DD1}^1	972	mA
I_{DD2N}^2	792	mA
I_{DD2NT}^1	792	mA
I_{DD2P}^2	684	mA
I_{DD2Q}^2	756	mA
I_{DD3N}^2	1080	mA
I_{PP3N}^2	36	mA
I_{DD3P}^2	882	mA
I_{DD4R}^1	1728	mA
I_{DD4W}^1	1449	mA
I_{DD5R}^1	954	mA
I_{PP5R}^1	54	mA
I_{DD6N}^2	684	mA
I_{DD6E}^2	2034	mA
I_{DD6R}^2	360	mA
I_{DD6A}^2	198	mA
I_{DD6A}^2	360	mA
I_{DD6A}^2	918	mA
I_{DD6A}^2	2034	mA
I_{PP6X}^2	954	mA
I_{DD7}^1	1989	mA
I_{PP7}^1	90	mA
I_{DD8}^2	648	mA

Notes: 1. One module rank in the active IDD/PP, the other rank in IDD2P/PP3N.
2. All ranks in this IDD/PP condition.

continued

MODULE DIMENSIONS



The product images shown are for illustration purposes only and may not be an exact representation of the product.
Kingston reserves the right to change any information at anytime without notice.